



Pamic Duraparts for Komatsu Trucks


In Search for Perfection



GE0647 Contactor for AC trucks.
24 kg, 2 pcs per AC truck.




VE1317 Contactor for DC trucks.
23.5 kg, 5 pcs/DC truck, 1 pc/AC truck.



Heat Sink in IGBT

IGBT GE1255, GE1256
24 kg. Total 28 pcs/AC truck.




GE1257 19x19x20 CM NET 2.2 KG,
GROSS 2.6 KG

Gate Power GE1257
2 Cards in the box.
2.2 kg/box

Pamic Duraparts for Komatsu Trucks


In Search for Perfection




BF4831, BF2122, BF2123, BF2124,
XA2045, XA2046 for DC trucks.



Contact Kit GE1075, GE1836
for AC trucks. 2 kits/truck
0.5 kg/kit



Card AK1991, AK1993, AK1994,
AK7945, XA4228




Pamic Duraparts for Komatsu Trucks

In Search for Perfection




Bus Bar GE1412
5 pcs/AC truck
23.5 kg each




Bus Bar GE1413



TY8745



Speed Sensor XA4256



Speed Sensor
XA4288-1



Gate Drive GE0391
12 pcs on 930E-1, -2, -3

CAUTION
TO REMOVE FIBER OPTIC CABLES
FROM THE GTO GATE DRIVER, PRESS
DOWN ON THE CATCH CLIP AND
PULL THE PLUG OUT OF THE SOCKET.
SQUEEZE PLUG AS SHOWN
THEN PULL PLUG OUT.

GETS 17FM6328 1
THE 10-32 NUTS USED TO MOUNT
THE GTO GATE AND CATHODE LEADS
MUST BE TORQUED TO
35-39 IN. LBS.

GVAS588 A01
GTO Gate Driver
CAUTION
THE 8-11 NUTS USED TO MOUNT
THE GTO SWITCH MODULES ARE
BOTH MECHANICAL AND
ELECTRICAL CONNECTIONS.
NUTS MUST BE TORQUED TO
111-124 FT. LBS.

Pamic Duraparts for Komatsu Trucks


In Search for Perfection




Panel VAM XA3720




Panel VAM GE0875




Relay Board EK3808 RB1



Contactor R5877D1 for P&H Shovels




Relay Board EK4991 RB6-9



Battery Boost Resistor
GE0152



Reactor 975E601F1



Rectifier GE1211

Pamic Duraparts for Komatsu Trucks

In Search for Perfection

